

# Overview - Public Entities Quarterly Reporting

Approved receipts

127.1

73.0%

Approved spending

126.7

74.2%

Surplus/(deficit)

0.4

- ☐ R billion
- ☒ R million
- ☐ R thousand

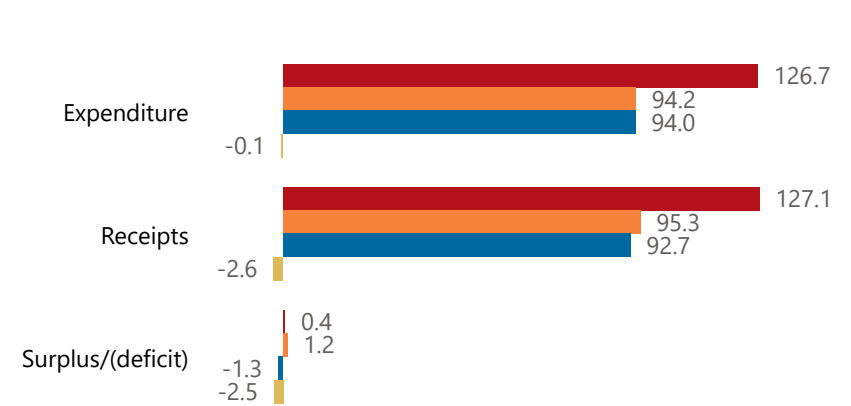


**national treasury**


Department:  
National Treasury  
REPUBLIC OF SOUTH AFRICA

## Consolidation

● Approved ● Forecast ● YTD ● Variance



## Composition of receipts



## Quarter

3

## Cluster

Education and related

## Department

Sport, Arts and Culture

## Entity

Ditsong: Museums of South Africa

## Composition of spending



## Functional grouping



## Spending by PFMA schedule



# Public Entities Receipts

Approved sales of G&S

9.3

57.4%

Approved transfers

116.1

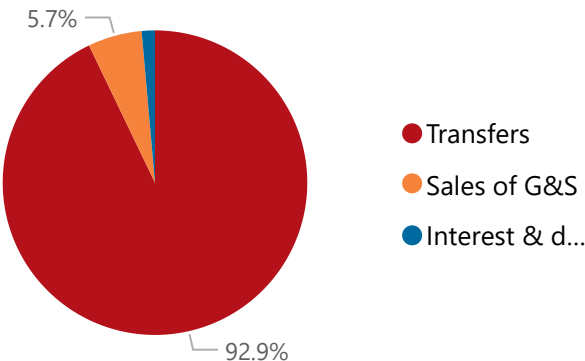
74.2%

## Actual vs Forecast

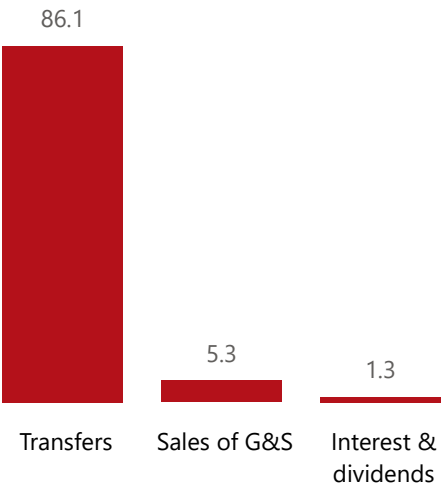
● Approved ● Forecast ● YTD ● Variance



## Composition of receipts



## Top receipts items



## Quarter

3

## Cluster

Education and related

## Department

Sport, Arts and Culture

## Entity

Ditsong: Museums of South Africa

## Top 5 Transfers



## Receipts

Level 3	Approved	YTD	% YTD
Transfers	116.1	86.1	92.9%
Sales of G&S	9.3	5.3	5.7%
Interest & dividends	1.8	1.3	1.4%
Total	127.1	92.7	100.0%

# Public Entities Spending

Approved CoE

74.3

71.9%

Approved G&S

51.3

78.2%

Approved transfers

(Blank)

(Blank)

- ☐ R billion
- ☒ R million
- ☐ R thousand



national treasury

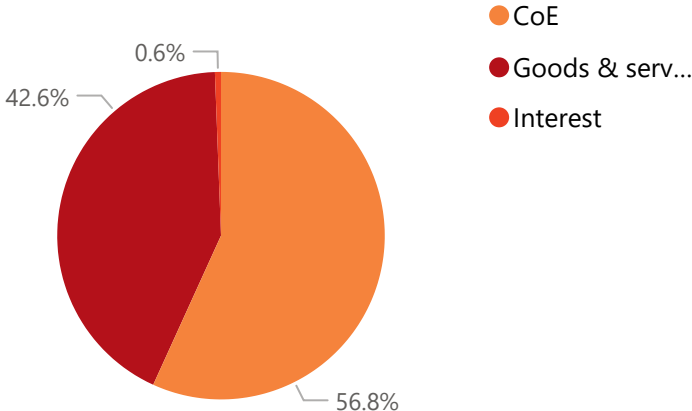
Department:  
National Treasury  
REPUBLIC OF SOUTH AFRICA

## Actual vs Forecast

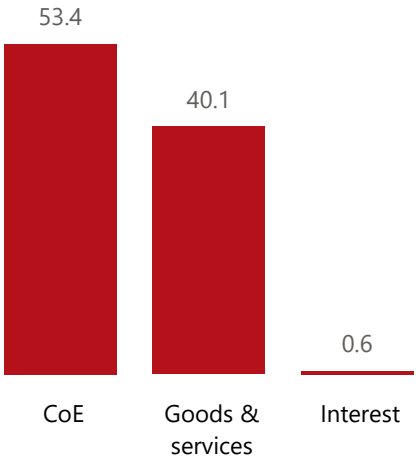
● Approved ● Forecast ● YTD ● Variance



## Composition of spending



## Top spending items



## Quarter

3

## Cluster

Education and related

## Department

Sport, Arts and Culture

## Entity

Ditsong: Museums of South Africa

## Capital assets

## Spending

Level 3	Approved	YTD	% YTD
CoE	74.3	53.4	56.8%
Goods & services	51.3	40.1	42.6%
Interest		0.6	0.6%
Capital	1.1		
Total	126.7	94.0	100.0%